

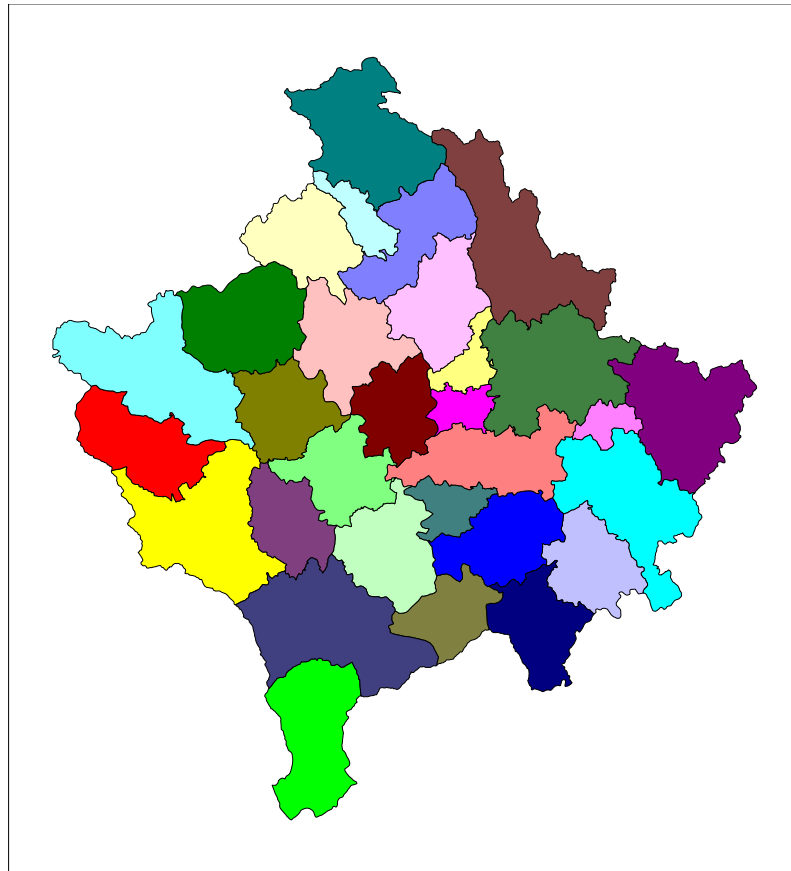


Republika e Kosovës
Republika Kosova-Republic of Kosovo
Qeveria - Vlada - Government

Ministria e Administratës Publike - Ministarstvo Javne Uprave - Ministry of Public Administration

Series 3: Economic Statistics

Hotel Statistics (Q3 – Q4) 2009



ENTI I STATISTIKËS SË KOSOVËS
ZAVOD ZA STATISTIKU KOSOVA
STATISTICAL OFFICE OF KOSOVA

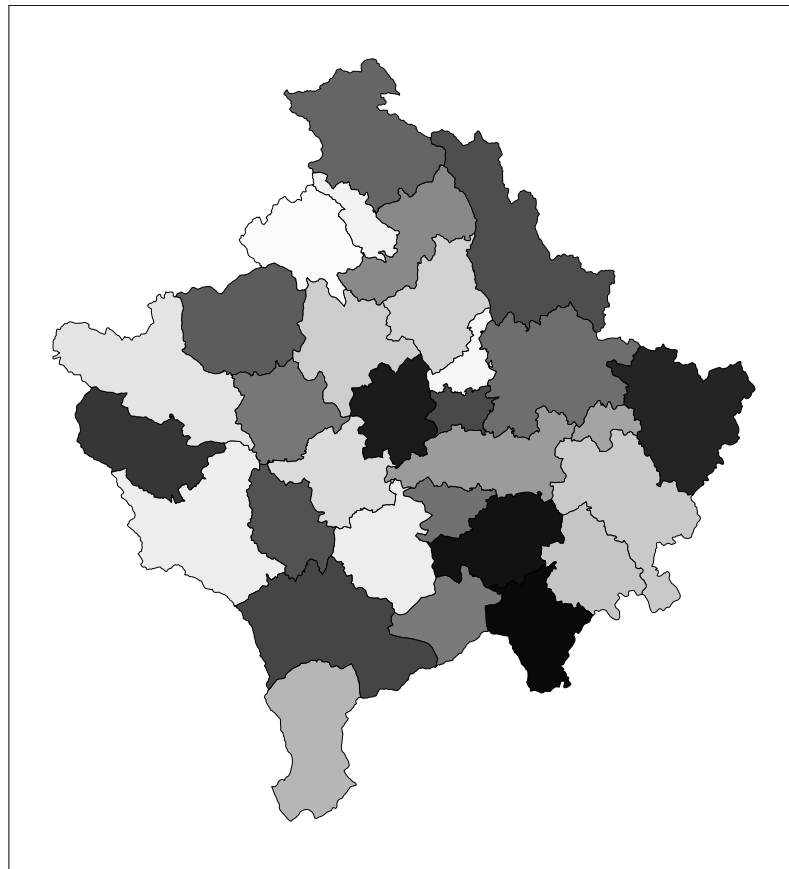


Republika e Kosovës
Republika Kosova-Republic of Kosovo
Qeveria - Vlada - Government

Ministria e Administratës Publike - Ministarstvo Javne Uprave - Ministry of Public Administration

Series 3: Economic Statistics

Hotel Statistics (Q3 – Q4) 2009



Enti i Statistikës së Kosovës
Zavod za Statistiku Kosova
Statistical Office of Kosovo

Publisher: Statistical Office of Kosovo (SOK)
Publication date: March 2010
© Statistical Office of Kosovo
Reproduction is authorized when source is indicated only
Printed by the K.G.T, Pristina, Kosovo

More information is available on Internet
www.ks-gov.net/esk

F o r e w o r d

Statistical Office of Kosovo (SOK), namely the Department of Economic Statistics and National Accounts, in 2008 began the research for hotel operations in Kosovo. During 2009, SOK has begun with the hotel publication on a quarterly basis. This publication presents a statistical summary of statistical data from hotel activity in Kosovo. Another data source is the Ministry of Trade and Industry (MTI), Department of Hotel and Tourism.

Based on continued demand from various internal and external users, and based on indicators published by Eurostat, which publishes the statistics for the hotel, we have presented data of interest.

The purpose of the publication is to highlight the development trend of this economic activity in Kosovo. This publication will serve as a useful reference base for all users of SOK statistical data, and as a useful and relevant information for the Kosovo economy.

We thank the SOK regional offices, the willingness of all hotels and sincere cooperation of the Ministry of Trade and Industry (MTI), namely the Department of Hotel and Tourism.

You can send your remarks, proposals and suggestions in email address:
economic@ks-gov.net.

Publication was prepared by:
Iliri T. Berisha – Director of Department
Hysni Elshani – Chief of Sector
Fidan Aliu – Senior Officer
Nazmije Belegu - Senior Officer
Sulltane Gashi - Senior Officer
Florije Krapu - Senior Officer

Ahmet Cakolli – Officer for Design

March, 2010

Chief Executive Officer,
Avni Kastrati

Symbols and abbreviations

SOK - Statistical Office of Kosovo

MTI - Ministry of Trade and Industry

Q1 - First-quarter

Q2 - Second-quarter

Q3 - Third Quarter

Q4 - Fourth Quarter

: The data is not available

- Not applicable

% Percentage

C o n t e n t

	Page
Methodology	5
Coverage	5
Definitions.....	5
Table 1. Hotel capacities in Kosovo.....	6
Table 2. Number of visitors (resident and not resident) and nights of stay, for 2008 and 2009	7
Table 2a. Number of visitors (resident and not resident) and nights of stay for period Q1/2008 - Q4/2009.....	7
Table 2b. Number of visitors (resident and not resident) and nights of stay, January 2008 – December 2009	7
Table 4. Number of nights of stay of visitors (resident and non resident) according to municipality in 2008 and 2009	11
Table 5. Number of resident visitors in Kosovo municipalities during the period (January - December)	12
Table 5a. Number of non resident visitors in Kosovo municipalities during the period January – December 2009	13
Table 6. Number of nights of stay of non resident visitors in the municipalities of Kosovo during the period January - December 2008	14
Table 6a. Number of nights of stay of non resident visitors in the municipalities of Kosovo during the period January - December 2009	15
Table 7. Number of non resident visitors by country of origin during the period January - December 2008	16
Table 7a. Number of non resident visitors by country of origin during the period January - December 2009	17
Table 8. Number of night of stay of non resident visitors by country of origin during the period January - December 2008	18
Table 8a. Number of night of stay of non resident visitors by country of origin during the period January - December 2009	19

Methodology

Statistical Office of Kosovo (SOK) publishes data on Kosovo hotels for Q3 and Q4 2009. Statistical information regarding the hotel and tourism activities are taken from statistical research organized throughout the country through regional statistical offices (total of 7).

Based in the SOK statistical program, data are obtained on the number of hotels, number of employees, the capacity for accommodation (rooms, beds), number of visitors and nights of stay by month, and foreign visitors by country.

Coverage

The number of hotels observed in total is 148, the number taken by the Ministry of Trade and Industry, Department of Hotel and Tourism. However, not all this number has answered/responded to our request for the records. In this publication are not included hotels such as hotel Iliria, hotel Besiana, hotels from the municipality of Shtërpce and some hotel facilities of social sector in 2008 have been under renovation and preparing for the privatization process. Also, not included are the hotels and motels of unlicensed practice but who are on the procedure for obtaining the license and in the future will be part of this publication.

Definitions

Hotel

Hotel is an enterprise unit which in the business register is registered as hotel activity. Also, private hotel units are included in this group. Depending on the services that perform, these units are divided into hotels, motels, etc.

Tourism

Tourism comprises the activities of persons traveling and staying in different places than the place of their usual residence for a period not longer than one calendar year and the purpose of this trip is leisure, business or other.

Visitor

Is called a person who stays at least one night in a hotel facility in the country that he/she visits. For the purposes of tourism statistics, the term "visitor" represents a "person" who travels to a different place from where he/she lives, for a period less than 12 months. He/she can be resident (local) or non resident (or foreign).

Resident visitor is a person with permanent residence in Kosovo, which stays for at least one night in a different place in Kosovo.

Non resident visitor is considered a person with permanent residence abroad, but who stays temporarily in Kosovo for at least one night.

Table 1. Hotel capacities in Kosovo

Ordinal No.	Municipality	Number of hotels	Number of rooms					Total
			One bed	Two beds	Three beds	Apartment	Residency	
1	Deçan	2	2	7	-	3	-	12
2	Gjakovë	5	110	31	4	4	2	151
3	Glllogoc	2	-	14	-	-	-	14
4	Gjilan	8	36	76	27	4	1	144
5	Dragash	1	3	5	4	-	-	12
6	Istog	4	22	21	1	1	-	45
7	Kaçanik	3	14	15	7	-	1	37
8	Klinë	6	44	42	1	10	-	97
9	Fushë Kosovë	8	44	66	6	3	1	120
10	Kamenicë	1	6	-	-	-	-	6
11	Mitrovicë	5	36	67	-	3	2	108
12	Leposaviq	:	:	:	:	:	:	:
13	Lipjan	12	84	71	2	2	-	159
14	Novo Bërdë	-	-	-	-	-	-	-
15	Obiliq	4	22	36	1	-	-	59
16	Rahovec	4	18	20	5	10	-	53
17	Pejë	8	33	51	8	8	1	101
18	Podujevë	-	-	-	-	-	-	-
19	Prishtinë	30	402	228	21	73	7	731
20	Prizren	14	52	108	20	17	-	197
21	Skenderaj	-	-	-	-	-	-	-
22	Shtime	3	4	22	2	-	-	28
23	Shtërpçë	:	:	:	:	:	:	:
24	Suharekë	3	8	23	3	1	-	35
25	Ferizaj	18	135	105	24	-	1	265
26	Viti	4	28	15	-	-	-	43
27	Vushtrri	3	21	23	-	2	1	47
28	Zubin Potok	:	:	:	:	:	:	:
29	Zveçan	:	:	:	:	:	:	:
30	Malishevë	-	-	-	-	-	-	-
Total		148	1.124	1.046	136	141	17	2.464

Source: Hotel and tourism survey / 2008 & Ministry of Trade and Industry / Dep. Of Tourism

Based on data which has the Ministry of Trade and Industry (MTI) Department of Tourism, and the Statistical Office of Kosovo (SOK), show that in all Kosovo municipalities hotel business is practiced by 148 licensed hotels with 2464 total rooms. Cities that have the most hotels are: Pristina (30), Prizren (14), Ferizaj (18) and Lipjan (12).

Table 2. Number of visitors (resident and not resident) and nights of stay, for 2008 and 2009

Period	Number of visitors		Nights of stay	
	Resident	Non resident	Resident	Non resident
2008	19.678	24.616	22.602	46.910
2009	52.631	36.318	54.876	76.042

Table 2a. Number of visitors (resident and not resident) and nights of stay for period Q1/2008 - Q4/2009

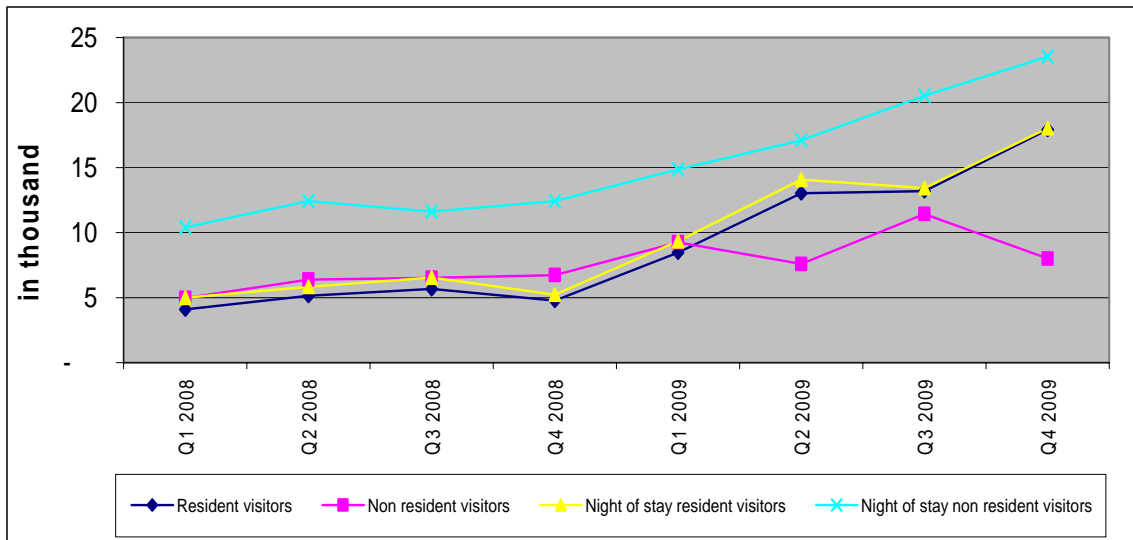
Period	Number of visitors		Nights of stay	
	Resident	Non resident	Resident	Non resident
Q1 2008	4.104	4.982	4.994	10.419
Q2 2008	5.142	6.380	5.824	12.428
Q3 2008	5.663	6.519	6.542	11.629
Q4 2008	4.769	6.735	5.242	12.434
Q1 2009	8.483	9.257	9.342	14.868
Q2 2009	13.040	7.599	14.082	17.103
Q3 2009	13.183	11.445	13.426	20.525
Q4 2009	17.925	8.017	18.026	23.546

Table 2b. Number of visitors (resident and not resident) and nights of stay, January 2008 – December 2009

Period	Number of visitors		Nights of stay	
	Resident	Non resident	Resident	Non resident
Jan-08	1.337	1.502	1.785	2.735
Shk-08	1.232	1.630	1.448	4.023
Mar-08	1.535	1.850	1.761	3.661
Pri-08	1.612	2.042	1.930	4.059
Maj-08	1.658	2.165	1.750	4.318
Qer-08	1.872	2.173	2.144	4.051
Kor-08	1.884	2.157	2.039	4.113
Gsh-08	1.962	2.022	2.233	3.512
Sht-08	1.817	2.340	2.270	4.004
Tet-08	1.672	2.604	1.851	4.803
Nën-08	1.534	2.289	1.717	4.304
Dhj-08	1.563	1.842	1.674	3.327
Jan-09	2.691	3.011	2.948	4.495
Shk-09	2.704	2.965	3.031	4.728
Mar-09	3.088	3.281	3.363	5.645
Pri-09	4.026	2.376	4.354	5.434
Maj-09	4.322	2.708	4.706	5.883
Qer-09	4.692	2.515	5.022	5.786
Kor-09	4.157	3.509	4.183	6.656
Gsh-09	4.695	3.896	4.728	6.886
Sht-09	4.331	4.040	4.515	6.983
Tet-09	5.877	2.895	5.938	8.231
Nën-09	5.694	2.561	5.712	8.136
Dhj-09	6.354	2.561	6.376	7.179

Source: Hotel and tourism survey Q1 2008 - Q4 2009

Graph 1. Movements (trends) of visitors (resident and non resident) and the nights of stay for period Q1/2008 - Q4/2009

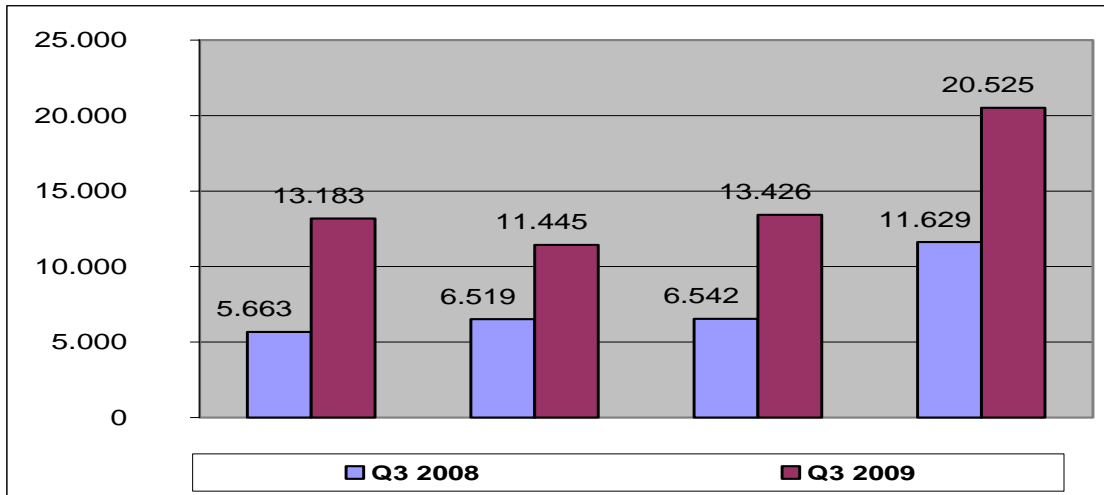


In table 2 is presented total number of visitors – resident and non resident as well as their nights of stay in 2008 and 2009. The number of resident visitors in 2009 increased by 167.5% compared with 2008, while the number of nights stays increased by 47.5% compared with 2008.

Number of non resident visitors in 2009 increased for 142.8% compared with 2008, we also have increase in the number of nights of stays for 62.1% in 2009 compared with 2008. Table 2a presents the number of visitors during Q3 2009 was 24,628, of whom 54% (13,183) with resident visitors with nights of stay 13,426 as well as 46% (11,445) non resident visitors with 20,525 nights of stay.

Compared with Q3 2008, there is an increase in the number of resident visitors from 7377 visitors. Also there is an observed increase in the number of non resident visitors for 4926 compared with Q3 2008.

Graph 2a. Number of visitors (resident and non resident) and nights of stay during Q3 2009 compared with Q3 2008



Total number of visitors during the Q4 2009 was 25,942, of whom 69% (17,925) resident visitors with nights stay 18,026 and 31% (8017) non resident visitors with 23,546 nights of stay.

Compared to Q4 of 2008 there is an increase observed in the number of resident visitors from 13,156 visitors in Q4 2008. Also observed is an increase in the number of non resident visitors for 1282 compared with Q4 of 2008.

Graph 3. Number of visitors (resident and non resident) and nights of stay during Q4 2009 compared with Q4 2008

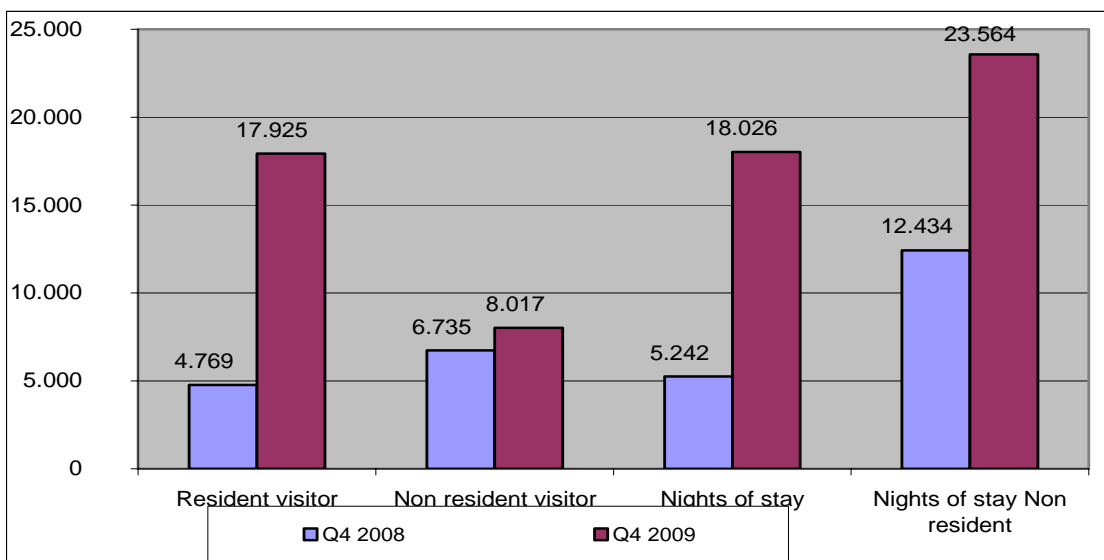


Table 3. Number of visitors (resident and non resident) and nights of stay according to municipality in 2008 and 2009

Ordinal No.	Municipality	2008	2009	Q1 2009	Q2 2009	Q3 2009	Q4 2009
1	Deçan	100	259	45	26	94	94
2	Gjakovë	1.333	1.387	428	306	400	253
3	Glllogoc	316	278	8	68	87	115
4	Gjilan	2.145	2.068	553	523	566	426
5	Dragash	288	154	32	26	33	63
6	Istog	1.050	2.091	198	760	763	370
7	Kaçanik	158	1.632	390	512	334	396
8	Klinë	1.748	1.970	300	763	282	625
9	Fushë Kosovë	1.123	2.318	648	431	357	882
10	Kamenicë	62	183	25	48	85	25
11	Mitrovicë	1.055	1.971	446	562	521	442
12	Leposaviq	:	:	:	:	:	:
13	Lipjan	3.029	13.534	3.366	2.835	2.795	4.538
14	Novo Bërdë	-	-	-	-	-	-
15	Obiliq	448	1.271	276	938	:	57
16	Rahovec	830	594	97	150	191	156
17	Pejë	2.126	4.227	502	633	2.303	789
18	Podujevë	-	-	-	-	-	-
19	Prishtinë	22.160	40.168	8.323	8.294	12.319	11.232
20	Prizren	2.131	3.430	695	871	1.038	826
21	Skenderaj	-	-	-	-	-	-
22	Shtime	23	3.122	101	729	91	2.201
23	Shtërpcë	:	:	:	:	:	:
24	Suharekë	1.213	1.055	201	287	302	265
25	Ferizaj	1.193	5.778	714	1.562	1.702	1.800
26	Viti	945	959	234	235	259	231
27	Vushtrri	818	500	158	80	106	156
28	Zubim Potok	:	:	:	:	:	:
29	Zveçan	:	:	:	:	:	:
30	Malishevë	-	-	-	-	-	-
	T o t a l	44.294	88.949	17.740	20.639	24.628	25.942

Source: Hotel and tourism survey Q1 2008 - Q4 2009

Table 3 presents the total number of visitors in the cities of Kosovo in 2008 and Q1, Q2, Q3, Q4 of 2009.

As shown in the table with the largest number of visitors during Q3 leads the Kosovo capital of Pristina, with a total of 12,319 visitors and 17,325 nights of stay, Lipjan ranks second with 2795 and 2795 visitor nights stay, Peja ranks third with 2,303 visitors and with 3718 nights of stay.

While in the Q2 the city that had mostly Pristina with 11,232 visitors and 22,574 nights of stay, the second is Lipjan with 4538 visitors and 4538 nights of stay.

Table 4. Number of nights of stay of visitors (resident and non resident) according to municipality in 2008 and 2009

Ordinal No.	Municipality	2008	2009	Q1 2009	Q2 2009	Q3 2009	Q4 2009
1	Deçan	128	353	73	46	119	115
2	Gjakovë	1.537	1.823	477	401	569	376
3	Glllogoc	395	278	8	68	87	115
4	Gjilan	2.459	3.039	921	916	661	541
5	Dragash	288	154	32	26	33	63
6	Istog	1.085	2.750	396	952	783	619
7	Kaçanik	162	1.867	577	546	348	396
8	Klinë	1.751	2.363	349	900	459	655
9	Fushë Kosovë	1.709	8.554	690	2.499	2.909	2.456
10	Kamenicë	62	183	25	48	85	25
11	Mitrovicë	1.146	2.201	545	646	537	473
12	Leposaviq	:	:	:	:	:	:
13	Lipjan	3.422	13.534	3.366	2.835	2.795	4.538
14	Novo Bërdë	-	-	-	-	-	-
15	Obiliq	501	2.164	279	901	:	984
16	Rahovec	864	719	106	178	225	210
17	Pejë	2.587	5.567	727	930	2.718	1.192
18	Podujevë	-	-	-	-	-	-
19	Prishtinë	44.171	67.715	13.172	14.644	17.325	22.574
20	Prizren	2.584	4.556	722	1.313	1.510	1.011
21	Skenderaj	-	-	-	-	-	-
22	Shtime	20	3.124	105	729	89	2.201
23	Shtërpçë	:	:	:	:	:	:
24	Suharekë	1.223	1.082	201	294	306	281
25	Ferizaj	1.652	7.416	1.047	1.998	2.025	2.346
26	Viti	945	959	234	235	259	231
27	Vushtrri	821	517	158	80	109	170
28	Zubim Potok	:	:	:	:	:	:
29	Zveçan	:	:	:	:	:	:
30	Malishevë	-	-	-	-	-	-
	Total	69.512	130.918	24.210	31.185	33.951	41.572

Source: Hotel and tourism survey Q1 2008 - Q4 2009

Table 4 presents the total number of visitor and nights of stay in the cities of Kosovo during the year 2008, as well as Q1, Q2, Q3, Q4, of 2009.

As shown in the table with the largest number of visitors during Q3 leads the capital of Kosovo - Pristina with a total of 12,319 visitors and 17,325 nights of stay, Lipjan ranks second with 2795 visitors and 2795 nights stay, Peja ranks third with 2,303 visitors and 3718 Nights of stay.

While in the Q2 city that had mostly is Pristina with 11,232 visitors and 22,574 nights of stay, the second is Lipjan with 4538 visitors and 4538 nights of stay.

Table 5. Number of resident visitors in Kosovo municipalities during the period January – December 2008

Ordinal No.	Municipality	Q1 '08			Q2 '08			Q3 '08			Q4 '08		
		January	February	March	April	May	June	July	August	September	October	November	December
1	Deçan	1	-	2	-	-	2	3	3	-	-	-	-
2	Gjakovë	23	27	27	76	78	78	46	75	60	70	37	28
3	Glllogoc	-	-	3	-	-	-	-	1	-	-	1	-
4	Gjilan	41	43	46	47	52	51	121	106	54	96	80	123
5	Dragash	3	4	2	8	13	15	6	12	15	6	4	4
6	Istog	3	10	42	11	34	20	25	21	36	107	87	94
7	Kaçanik	2	2	2	1	2	1	2	3	4	3	6	6
8	Klinë	8	12	26	17	13	17	35	39	27	21	14	28
9	Fushë Kosovë	32	36	35	30	34	47	37	41	55	38	57	30
10	Kamenicë	-	-	-	-	-	-	-	-	-	-	-	-
11	Mitrovicë	11	6	4	6	10	13	14	7	4	5	6	5
12	Leposaviq	:	:	:	:	:	:	:	:	:	:	:	:
13	Lipjan	3	4	5	4	3	-	1	2	3	2	2	-
14	Novo Bërdë	-	-	-	-	-	-	-	-	-	-	-	-
15	Obiliq	3	5	4	8	5	7	11	18	5	6	5	27
16	Rahovec	33	8	15	13	8	14	25	11	10	19	15	10
17	Pejë	53	32	65	95	104	175	155	236	246	290	153	119
18	Podujevë	-	-	-	-	-	-	-	-	-	-	-	-
19	Prishtinë	1.190	1.336	1.464	1.614	1.694	1.600	1.481	1.278	1.737	1.804	1.716	1.302
20	Prizren	59	77	90	94	94	113	171	134	55	116	91	50
21	Skenderaj	-	-	-	-	-	-	-	-	-	-	-	-
22	Shtime	-	-	-	-	-	-	-	-	-	-	-	-
23	Shtërpçë	:	:	:	:	:	:	:	:	:	:	:	:
24	Suharekë	7	4	5	5	5	4	2	10	8	5	3	3
25	Ferizaj	28	24	12	13	13	14	18	21	18	13	11	9
26	Viti	-	-	-	-	-	-	-	-	-	-	-	-
27	Vushtrri	2	-	1	-	3	2	4	4	3	3	1	4
28	Zubin Potok	:	:	:	:	:	:	:	:	:	:	:	:
29	Zveçan	:	:	:	:	:	:	:	:	:	:	:	:
30	Malishevë	-	-	-	-	-	-	-	-	-	-	-	-
	Total	1.502	1.630	1.850	2.042	2.165	2.173	2.157	2.022	2.340	2.604	2.289	1.842

Source: Hotel and tourism survey Q1 2008 - Q4 2009

Table 5a. Number of non resident visitors in Kosovo municipalities during the period January – December 2009

Ordinal No.	Municipality	Q1 '09			Q2 '09			Q3 '09			Q4 '09		
		January	February	March	April	May	June	July	August	September	October	November	December
1	Deçan	3	2	2	3	2	6	2	4	0	5	2	9
2	Gjakovë	14	50	53	16	15	27	67	83	39	67	27	34
3	Gllgoc	0	0	0	0	0	0	0	0	30	0	0	0
4	Gjilan	83	56	72	95	70	84	140	76	63	74	65	59
5	Dragash	0	16	12	8	6	3	8	2	11	4	0	0
6	Istog	12	9	32	16	40	33	40	38	32	45	14	25
7	Kaçanik	24	18	23	11	22	37	12	14	16	26	35	40
8	Klinë	38	38	39	47	60	80	33	39	30	82	81	91
9	Fushë Kosovë	55	84	80	68	69	85	68	84	72	113	102	104
10	Kamenicë	0	0	0	0	0	0	0	0	0	0	0	0
11	Mitrovicë	21	22	34	49	45	67	61	69	34	24	18	15
12	Leposaviq	:	:	:	:	:	:	:	:	:	:	:	:
13	Lipjan	0	0	0	1	0	0	0	0	4	8	6	9
14	Novo Bërdë	-	-	-	-	-	-	-	-	-	-	-	-
15	Obiliq	44	38	51	43	27	72	:	:	:	10	10	10
16	Rahovec	13	8	10	12	6	7	10	10	8	12	7	11
17	Pejë	100	90	117	158	146	142	481	454	679	148	137	117
18	Podujevë	-	-	-	-	-	-	-	-	-	-	-	-
19	Prishtinë	2.442	2.301	2.539	1.648	1.860	1.601	2.259	2.591	2.621	2.025	1.772	1.775
20	Prizren	92	175	158	135	260	213	126	301	279	126	187	155
21	Skenderaj	-	-	-	-	-	-	-	-	-	-	-	-
22	Shtime	0	4	0	4	6	9	2	0	0	0	0	0
23	Shtërpcë	:	:	:	:	:	:	:	:	:	:	:	:
24	Suharekë	16	13	10	12	13	10	10	16	15	0	12	8
25	Ferizaj	46	35	40	48	58	39	187	110	103	118	67	79
26	Viti	-	-	-	-	-	-	-	-	-	-	-	-
27	Vushtrri	8	6	9	2	3	0	3	5	4	8	19	20
28	Zubin Potok	:	:	:	:	:	:	:	:	:	:	:	:
29	Zveçan	:	:	:	:	:	:	:	:	:	:	:	:
30	Malishevë	-	-	-	-	-	-	-	-	-	-	-	-
	T o t a l	3.011	2.965	3.281	2.376	2.708	2.515	3.509	3.896	4.040	2.895	2.561	2.561

Source: Hotel and tourism survey Q1 2008 - Q4 2009

Table 6. Number of nights of stay of non resident visitors in the municipalities of Kosovo during the period January – December 2008

Ordinal No.	Municipality	January	February	March	April	May	June	July	August	September	October	November	December
1	Deçan	7	-	3	-	-	4	2	-	-	-	-	-
2	Gjakovë	39	47	31	118	68	29	33	78	91	91	58	44
3	Glllogoc	-	-	3	-	-	-	-	-	-	-	2	-
4	Gjilan	48	60	61	50	99	93	125	57	162	162	117	148
5	Dragash	3	4	2	8	13	15	6	15	6	6	4	4
6	Istog	3	13	45	11	33	23	25	42	111	111	87	94
7	Kaçanik	2	2	2	1	2	1	2	4	3	3	7	9
8	Klinë	17	21	35	30	25	28	37	43	34	34	31	41
9	Fushë Kosovë	77	63	73	64	58	69	59	55	55	55	69	55
10	Kamenicë	-	-	-	-	-	-	-	-	-	-	-	-
11	Mitrovicë	16	6	6	10	13	17	27	4	10	10	17	18
12	Leposaviq	:	:	:	:	:	:	:	:	:	:	:	:
13	Lipjan	3	14	5	4	3	-	10	3	3	3	4	-
14	Novo Bërdë	-	-	-	-	-	-	-	-	-	-	-	-
15	Obiliq	1	7	1	15	1	1	9	1	1	1	7	4
16	Rahovec	43	11	18	16	10	14	27	13	20	20	20	10
17	Pejë	53	32	87	101	122	209	242	290	337	337	184	155
18	Podujevë	-	-	-	-	-	-	-	-	-	-	-	-
19	Prishtinë	2.275	3.626	3.142	3.491	3.738	3.330	3.282	3.269	3.803	3.803	3.551	2.668
20	Prizren	82	87	129	122	111	198	202	81	144	144	129	60
21	Skenderaj	-	-	-	-	-	-	-	-	-	-	-	-
22	Shtime	-	-	-	-	-	-	-	-	-	-	-	-
23	Shtërpcë	:	:	:	:	:	:	:	:	:	:	:	:
24	Suharekë	7	4	5	5	5	4	2	8	5	5	3	3
25	Ferizaj	56	26	12	13	14	14	18	36	15	15	13	9
26	Viti	-	-	-	-	-	-	-	-	-	-	-	-
27	Vushtrri	3	0	1	0	3	2	5	5	3	3	1	5
28	Zubin Potok	:	:	:	:	:	:	:	:	:	:	:	:
29	Zveçan	:	:	:	:	:	:	:	:	:	:	:	:
30	Malishevë	-	-	-	-	-	-	-	-	-	-	-	-
	Total	2.735	4.023	3.661	4.059	4.318	4.051	4.113	4.004	4.803	4.803	4.304	3.327

Source: Hotel and tourism survey Q1 2008 - Q4 2009

Table 6a. Number of nights of stay of non resident visitors in the municipalities of Kosovo during the period January – December 2009

Ordinal No.	Municipality	January	February	March	April	May	June	July	August	September	October	November	December
1	Deçan	8	4	3	5	4	10	4	4	0	9	4	20
2	Gjakovë	19	51	51	23	30	52	102	164	68	142	63	46
3	Glogoc	0	0	0	0	0	0	0	0	30	0	0	0
4	Gjilan	119	115	100	135	113	118	165	115	86	114	119	80
5	Dragash	0	16	12	8	6	3	8	2	11	4	0	0
6	Istog	12	13	66	39	67	60	50	39	41	204	75	32
7	Kaçanik	87	46	99	11	29	64	12	28	16	26	35	40
8	Klinë	47	50	58	78	115	151	112	111	56	92	91	101
9	Fushë Kosovë	65	87	87	625	676	708	915	1.012	849	738	758	384
10	Kamenicë	0	0	0	0	0	0	0	0	0	0	0	0
11	Mitrovicë	54	42	80	77	64	79	73	71	36	24	18	46
12	Leposaviq	:	:	:	:	:	:	:	:	:	:	:	:
13	Lipjan	0	0	0	1	0	0	0	0	4	8	6	9
14	Novo Bërdë	-	-	-	-	-	-	-	-	-	-	-	-
15	Obiliq	46	40	50	43	27	35	:	:	:	300	310	320
16	Rahovec	11	10	12	22	14	14	18	19	15	35	29	20
17	Pejë	173	135	176	216	205	241	596	625	784	292	273	238
18	Podujevë	-	-	-	-	-	-	-	-	-	-	-	-
19	Prishtinë	3.582	3.790	4.486	3.666	3.911	3.812	4.154	4.029	4.302	5.736	5.827	5.318
20	Prizren	92	175	179	302	429	265	157	421	438	207	252	194
21	Skenderaj	-	-	-	-	-	-	-	-	-	-	-	-
22	Shtime	0	4	0	4	6	9	0	0	0	0	0	0
23	Shtërpcë	:	:	:	:	:	:	:	:	:	:	:	:
24	Suharekë	16	13	10	12	20	10	12	18	15	0	24	12
25	Ferizaj	156	131	167	165	164	155	273	222	228	289	227	294
26	Viti	-	-	-	-	-	-	-	-	-	-	-	-
27	Vushtrri	8	6	9	2	3	0	5	6	4	11	25	25
28	Zubin Potok	:	:	:	:	:	:	:	:	:	:	:	:
29	Zveçan	:	:	:	:	:	:	:	:	:	:	:	:
30	Malishevë	-	-	-	-	-	-	-	-	-	-	-	-
	Total	4.495	4.728	5.645	5.434	5.883	5.786	6.656	6.886	6.983	8.231	8.136	7.179

Source: Hotel and tourism survey Q1 2008 - Q4 2009

Table 7. Number of non resident visitors by country of origin during the period January – December 2008

Ordinal No.	State/Country	Q1 '08			Q2 '08			Q3 '08			Q4 '08		
		January	February	March	April	May	June	July	August	September	October	November	December
1	Austria	10	2	5	18	8	5	6	22	11	20	5	15
2	Belgium	3	3	8	0	1	7	4	6	20	6	2	2
3	Bosna & Hercegovina	12	10	14	16	17	10	13	15	5	15	28	12
4	Great Britain	87	109	101	118	156	132	120	133	119	143	147	122
5	France	119	18	14	17	9	7	3	25	11	28	17	20
6	Germany	144	146	148	150	19	17	14	12	22	27	19	16
7	Greece	4	10	23	17	123	149	303	236	184	174	163	192
8	Holland	2	6	0	2	4	12	5	4	8	19	17	5
9	Italy	47	57	109	133	72	108	106	42	109	107	95	104
10	Croatia	46	26	167	35	38	37	124	33	165	58	158	44
11	Montenegro	8	3	8	25	18	8	18	11	25	8	15	19
12	Macedonia	69	54	37	64	250	62	209	85	86	135	77	67
13	Poland	2	10	16	20	5	3	6	4	1	6	12	4
14	Serbia	16	11	13	27	16	15	39	21	30	26	14	22
15	USA	153	229	145	211	200	234	254	184	284	204	169	183
16	Albania	204	221	167	236	193	432	226	385	281	401	208	259
17	Slovenia	47	24	117	65	261	76	51	164	95	253	73	63
18	Spain	9	6	6	6	12	8	12	11	31	10	10	10
19	Turkey	148	123	50	77	104	141	87	106	230	113	391	124
20	Swiss	77	129	111	74	93	229	133	112	81	216	85	112
21	Other	295	433	591	731	566	481	424	411	542	635	584	447
	Total	1.502	1.630	1.850	2.042	2.165	2.173	2.157	2.022	2.340	2.604	2.289	1.842

Source: Hotel and tourism survey Q1 2008 - Q4 2009

Table 7a. Number of non resident visitors by country of origin during the period January – December 2009

Ordinal No.	State/Country	Q1 '09			Q2 '09			Q3 '09			Q4 '09		
		January	February	March	April	May	June	July	August	September	October	November	December
1	Austrjia	61	71	63	63	47	84	78	113	111	63	59	43
2	Belgium	4	8	9	10	0	14	16	5	5	28	0	1
3	Bosnia & Hercegovina	36	48	70	107	67	40	73	290	96	6	20	27
4	Great Britain	196	173	223	198	148	253	235	173	250	144	109	100
5	France	42	32	44	86	65	41	139	141	142	37	56	26
6	Germany	412	343	423	250	375	290	294	320	318	200	175	198
7	Greece	137	199	90	20	27	7	8	0	14	11	0	0
8	Holland	9	10	18	115	84	37	2	2	12	12	16	0
9	Italy	150	133	137	113	113	66	123	129	150	130	115	70
10	Croatia	97	131	161	91	108	43	87	95	99	118	60	48
11	Montenegro	30	17	17	19	43	37	20	13	59	27	29	39
12	Macedonia	179	191	145	123	130	108	146	88	124	110	108	124
13	Poland	1	7	5	5	1	1	0	2	1	0	21	0
14	Serbia	19	39	24	27	23	28	38	49	57	34	212	28
15	USA	251	258	324	147	251	234	366	381	360	306	212	189
16	Albania	496	417	542	324	417	384	618	713	638	609	576	579
17	Slovenia	113	104	201	109	111	66	150	199	174	100	76	78
18	Spain	4	4	3	8	8	14	0	2	5	4	2	8
19	Turkey	193	252	176	174	187	232	259	388	460	296	224	257
20	Swiss	194	167	225	67	63	82	73	54	43	104	78	95
21	Other	387	361	381	320	440	454	784	739	922	556	413	651
	T o t a l	3.011	2.965	3.281	2.376	2.708	2.515	3.509	3.896	4.040	2.895	2.561	2.561

Source: Hotel and tourism survey Q1 2008 - Q4 2009

Table 8. Number of night of stay of non resident visitors by country of origin during the period January – December 2008

Ordinal No.	State/Country	Q1 '08			Q2 '08			Q3 '08			Q4 '08		
		January	February	March	April	May	June	July	August	September	October	November	December
1	Austrja	12	2	6	22	12	6	10	15	10	19	5	20
2	Belgium	4	4	8	-	3	12	3	7	22	13	2	2
3	Bosnia & Hercegovina	18	12	15	19	18	10	16	17	6	20	27	15
4	Great Britain	331	334	309	294	328	404	337	333	487	305	231	226
5	France	143	40	24	27	29	45	24	19	40	41	27	29
6	Germany	301	453	233	212	230	517	481	568	287	494	378	363
7	Greece	4	9	28	23	9	9	2	27	11	28	17	20
8	Holland	12	6	-	5	12	16	11	15	19	36	18	7
9	Italy	168	109	228	437	138	100	188	96	240	199	333	191
10	Croatia	57	42	171	48	46	39	128	29	173	89	172	66
11	Montenegro	8	6	8	25	26	9	18	13	28	13	18	19
12	Macedonia	59	47	42	62	461	65	186	79	87	138	82	66
13	Poland	2	14	16	20	5	3	6	4	5	6	12	4
14	Serbia	11	11	10	22	16	14	28	14	33	37	19	18
15	USA	351	510	582	429	661	461	564	446	472	498	353	266
16	Albania	219	251	170	174	186	391	249	383	315	438	248	287
17	Slovenia	56	55	245	82	301	127	77	207	135	291	145	102
18	Spain	9	7	6	6	13	8	12	11	36	10	10	10
19	Turkey	180	221	72	117	139	113	110	174	285	159	405	124
20	Swiss	218	214	176	136	162	290	185	191	126	299	144	184
21	Other	572	1676	1312	1899	1523	1412	1478	864	1187	1670	1658	1308
	Total	2.735	4.023	3.661	4.059	4.318	4.051	4.113	3.512	4.004	4.803	4.304	3.327

Source: Hotel and tourism survey Q1 2008 - Q4 2009

Table 8a. Number of night of stay of non resident visitors by country of origin during the period January - December 2009

Ordinal No.	State/Country	January	February	March	April	May	June	July	August	September	October	November	December
1	Austria	162	198	218	63	57	149	85	126	130	85	80	82
2	Belgium	12	28	20	10	0	24	21	9	4	19	0	1
3	Bosnia & Hercegovina	50	69	99	116	71	53	69	295	105	13	33	65
4	Great Britain	289	208	409	401	487	595	441	382	355	300	178	159
5	France	79	57	74	86	90	47	166	143	180	61	54	31
6	Germany	810	794	979	484	614	456	501	612	613	544	416	388
7	Greece	154	204	109	21	27	2	3	0	15	19	0	0
8	Holland	25	20	27	115	111	216	3	15	32	39	25	4
9	Italy	165	184	178	214	158	87	174	230	181	146	149	79
10	Croatia	209	275	355	97	114	83	173	135	128	514	439	379
11	Montenegro	32	17	21	21	48	60	174	187	226	202	227	219
12	Macedonia	267	335	349	591	611	581	690	795	637	508	441	153
13	Poland	1	7	5	5	1	1	0	2	1	0	1	0
14	Serbia	19	39	26	28	29	33	35	41	52	58	41	45
15	USA	388	424	503	309	498	373	395	457	643	579	443	488
16	Albania	540	517	662	389	537	473	719	827	688	1.292	1.449	1.418
17	Slovenia	211	241	384	189	228	198	323	392	352	223	193	211
18	Spain	4	4	3	15	8	41	0	2	5	8	2	14
19	Turkey	330	417	310	518	385	514	537	584	573	635	424	332
20	Swiss	214	185	238	177	136	166	105	62	59	186	148	132
21	Other	534	505	676	1.585	1.673	1.635	2.042	1.590	2.004	2.800	3.393	2.979
	Total	4.495	4.728	5.645	5.434	5.883	5.787	6.656	6.886	6.983	8.231	8.136	7.179

Source: Hotel and tourism survey Q1 2008 - Q4 2009

Statistical Office of Kosovo, a brief description

The Statistical Office of Kosovo (SOK) is a professional office operating since 1948. The SOK passed through some of the historic phases and it has been structured by the state rule of that time. SOK restarted its work on August 2, 1999, as an independent and professional office working in the frames of the Ministry of Public Administration (MPA). SOK is financed by the Kosovo Consolidated Budget and by donors for the various projects.

The Statistical Office of Kosovo acts pursuant the UNMIK Regulation 2001/14 that entered into force on July 2, 2001. A medium-term Master Plan is being developed for the statistical system of Kosovo compatible with the European Statistics.

The SOK Organization Structure; composes of four departments for production of statistics (Department of Economic Statistics and National Accounts, Department of Population Statistics, Department of Social Statistics and Department of Agricultural and Environment Statistics), seven Regional Offices (located in Gjakova, Gjilan, Mitrovica, Peja, Prizren, Pristina and Ferizaj), two support departments (Department of Methodology and Information Technology, and Department of Administration), as well as the Office of the Population Census.

Total number employees is 134, of them 96 (71.6%) within the SOK offices whilst 38 (28.4%) in regional offices.

There is also a support and cooperation with the international institutions.

The Statistical Office of Kosova covers Kosovo entirely. For implementation of the surveys in the field, the SOK uses appropriate sampling and methodology approach. In the collection of the reports from the reporting units, the SOK engages professionals, technicians, administrators and civilians form the local offices and regional field population census.

Recently, a team of national and international experts is working in the project of the population census.

SOK Mission is to fulfill the needs of the users with the reliable statistical data and with regular analyses in order to support and provide government departments with the proper information for decision-making process including other users as well.

- **Address: Statistical Office of Kosovo, Str. Zenel Salihu, No. 4, Pristina**
- **Telephones:**
Head-Quarters: +381 (0) 38 235 111
Director: +381 (0) 38 235 545
- **Fax: +381 (0) 38 235 033**
- **E-mail: economic@ks-gov.net**
- **Web-site: www.ks-gov.net/esk**